

# CENTRAL ASIA BAROMETER SURVEY INSIGHTS

## DEMO VERSION

KYRGYZSTAN | FALL 2021

**This is demo version of the CABSI report.**

**It contains brief information about the project, the methodology, sample data and a questionnaire on 31 of the 92 pages of the full version.**

**The full version of the individual country report can be purchased at the [website](#)**

**For CABSI subscription please contact us: [info@ca-barometer.org](mailto:info@ca-barometer.org)**

# Contents

- Central Asia Barometer (CAB) ..... 4
- CAB Survey (CABS) ..... 5
- CABS Opportunities ..... 7
- CAB Survey Insights ..... 9
- Methodology ..... 10
- Demographics ..... 12
- General Outlook ..... 13
- Media Consumption ..... 15
- Economy and Finance ..... 17
- Public Health ..... 19
- Domestic Politics ..... 21
- International Relations ..... 23
- Migration ..... 25
- Questionnaire ..... 27
- Contacts..... 31

## CENTRAL ASIA BAROMETER

Central Asia Barometer (CAB) is a regional, independent, non-profit institution for applied social research and analytics on topics of public interest.

We measure social, economic, and political atmospheres in the countries of Central Asia. The results of our research help our partners make data-based decisions in the best interests of the region's citizens. For more information about us, please, visit: <https://ca-barometer.org/en>

## CAB SURVEY

The Central Asia Barometer Survey (CAB Survey) is one of CAB's large-scale research projects, implemented regularly in all five Central Asian countries since 2017.

### Key highlights:

- Start date Spring 2017;
- Approximately 68,000 interviews conducted to the date;
- All Central Asian countries covered;
- 10 waves conducted to date;
- Conducted regularly twice a year (waves in both spring and fall);
- Sample sizes of 1,500 - 2,000 per country;
- TAPI face-to-face interviews (2017 - 2019) and CATI (2020-2021) telephone interviews;
- Core part of the questionnaire remains consistent throughout all waves.

**General**, including classical public opinion poll questions such as: if the respective country is headed in the right/wrong direction, the top problem that respondents believe the country is facing, individual religious identity and practices, and more.

**Domestic politics**, including electoral preferences, political situation, approval of the job performances of the government officials, national security, trustworthiness of politicians and the government, and attitudes towards recent developments within the respective country such as constitutional changes and the adoption of the Latin script.

**International politics**, including attitudes to foreign countries, leaders and organizations, attitudes to Chinese projects in the respective country, migration preferences for possible locales in which to live/work/study, terrorism, and which foreign languages are the most popular to learn among respondents.

---

**The economy**, including economic expectations on the individual and national level, assessment of the economic situation compared to the last year on the individual and national level, access to food, medical care, housing, electricity, education, inflation, as well as attitudes towards the Eurasian Economic Union, employment, and corruption.

**Ecology and climate change**, including government attitudes towards the environment, the ecological situation in the country, general attitudes towards climate change, environmental problems in the respective country, and what respondents consider to be the country's top environmental problem.

**Media consumption**, including state media, Russian media, Internet, social media, messengers, newspapers, and radio.

**Public health**, including concerns about COVID-19, trust for government source information about COVID-19, governmental measures and restrictions, available resources to fight COVID-19, the country considered to be the best able to provide aid to fight COVID-19, individual readiness to take the COVID-19 vaccine, preferences concerning the COVID-19 vaccine.

For the full questionnaire, please, visit: <https://ca-barometer.org/en/projects/central-asia-barometer-survey-wave-10>

## OPPORTUNITIES RELATED TO THE CAB SURVEY

### Open access data

The CAB Survey's data (>2 years) is regularly uploaded to our website and is available for free download and use by any interested parties. Methods reports, questionnaires, and databases in different formats are all available via: <https://ca-barometer.org/en/cab-database>

### Post-Factum Purchase

The CAB Survey's data (<2 years) may also be purchased. This package includes databases, methods reports, cross-tabulations, and questionnaires, as well as the

CAB Survey Insight Reports for all waves of the CAB Survey not currently available for download on our website.

There are two separate pricing plans based on your needs:

- For full package which includes databases, methods report, cross-tabs, the questionnaire and the CAB Survey Insights report;
- For the CAB Survey Insights report only.

You can find more information about making a post-factum purchase via:

<https://ca-barometer.org/en/buy-survey-data>

### The subscription

A subscription to the CAB Survey gives access to the data of the upcoming two waves of the survey.

There are two separate pricing plans based on your needs:

- For the full package which includes databases, methods reports, cross-tabulations, questionnaires and the CAB Survey Insights report;
- For the CAB Survey Insights report only.

---

More information concerning subscriptions and pricing plans can be found via:  
<https://ca-barometer.org/en/subscribe>

**Omnibus surveys**

CAB regularly conducts omnibus surveys as a cost-effective way to reach a broad audience while asking only a few focused questions. With this option, you have the opportunity to add your questions to the CAB Survey questionnaire twice a year and reach an audience consisting of 1,000 to 2,000 respondents through interviews conducted either face-to-face or via telephone poll in all 5 Central Asian countries.

More information about how to participate in our Omnibus surveys can be found via: <https://ca-barometer.org/en/request-omnibus>



## CAB SURVEY INSIGHTS (CABSI)

CAB Survey Insights is a descriptive survey report which visualizes our CAB Survey data through the use of clear and concise graphs. CABSI ensures that non-professional audiences with limited data analysis skills will be able to easily use the CAB Survey data.

A CAB Survey Insights report is prepared for each country surveyed during each wave.

- CABSI Kazakhstan
- CABSI Kyrgyzstan
- CABSI Uzbekistan
- CABSI Tajikistan

CABSI report can be purchased. Please, contact us to get access to CABSI reports via: [info@ca-barometer.org](mailto:info@ca-barometer.org).

## METHODOLOGY

The CAB Survey includes respondents who are of voting age (18+) in Kazakhstan, Kyrgyzstan, Tajikistan, Turkmenistan and Uzbekistan. The goal of the project is to obtain a reliable reading of public opinion in several countries by conducting fieldwork simultaneously.

The Simple Random Sampling (SRS) of mobile phone numbers was utilized to obtain a nationally representative sample of Kazakhstan, Kyrgyzstan, Tajikistan, and Uzbekistan.

In Kazakhstan, Kyrgyzstan, and Tajikistan, all interviews were completed via desktop CATI applications from either in-office or in-home stations. In Uzbekistan, all interviews were completed on tablets with mobile phones used for calling from in-home stations.

### **Field Dates:**

Kazakhstan: 09/30/2021 – 11/15/2021;

Kyrgyzstan: 10/4/2021 – 10/24/2021;

Tajikistan: 10/1/2021 – 10/28/2021;

Uzbekistan: 10/1/2021 – 10/27/2021;

Turkmenistan: 10/7/2021 – 11/4/2021.

### **Sample Size:**

n=7,507;

1,500 in Kazakhstan and Turkmenistan;

1,506 in Kyrgyzstan;

1,505 in Uzbekistan;

1,496 in Tajikistan.

---

### **Target Population:**

The CAB Survey targets the mobile phone-owning population of Kazakhstan, Kyrgyzstan, Tajikistan, Uzbekistan, and Turkmenistan of voting age (18+).

The sampling procedures are the same across all four countries surveyed. The mobile phone sample is generated using simple random sampling of area codes outlined in the 2019 ITU national numbering plan. All possible area codes and subscriber codes (remaining digits following the area code) are generated in Reactive User Interface Database (DRUID), an R database interface developed for the generation, managing, and sampling of RDD telephone databases. DRUID then houses the complete sampling frame. From this database, complete random telephone numbers are sampled. For this survey wave, numbers were sampled without replacement. However, numbers will be reintroduced into the sampling frame for any subsequent waves.

The data was weighted in all countries to adjust for minor statistical imbalances. The weight variables used in all four countries are the same: region, gender, age, ethnicity, and type of residence (urban/rural).

# Demographics

---

## Respondent gender

Male	n=795
Female	n=711

---

## Age-grouped

18-29	n=479
30-39	n=476
40-49	n=265
50-59	n=175
60+	n=111

---

## Area

Urban	n=746
Rural	n=760

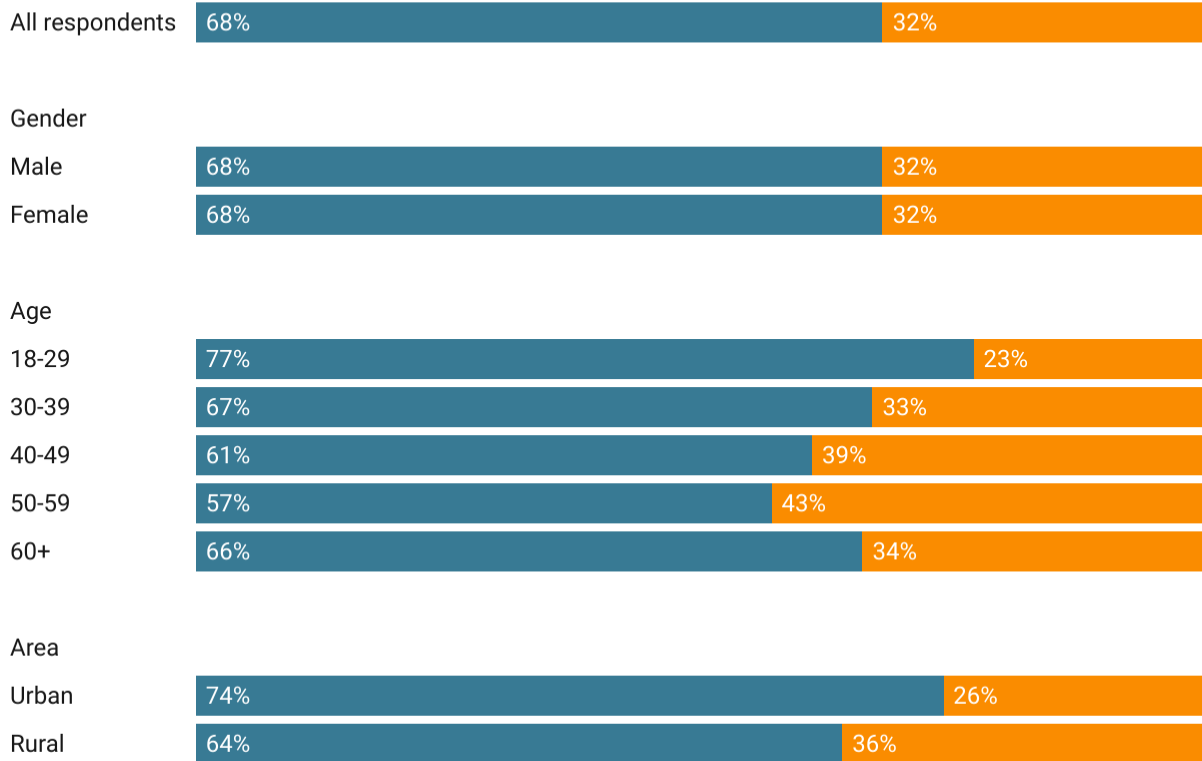
Created with Datawrapper

# GENERAL OUTLOOK

## SECTION I

## Please, could you tell me whether you are satisfied with the access to clean water?

■ Yes ■ No



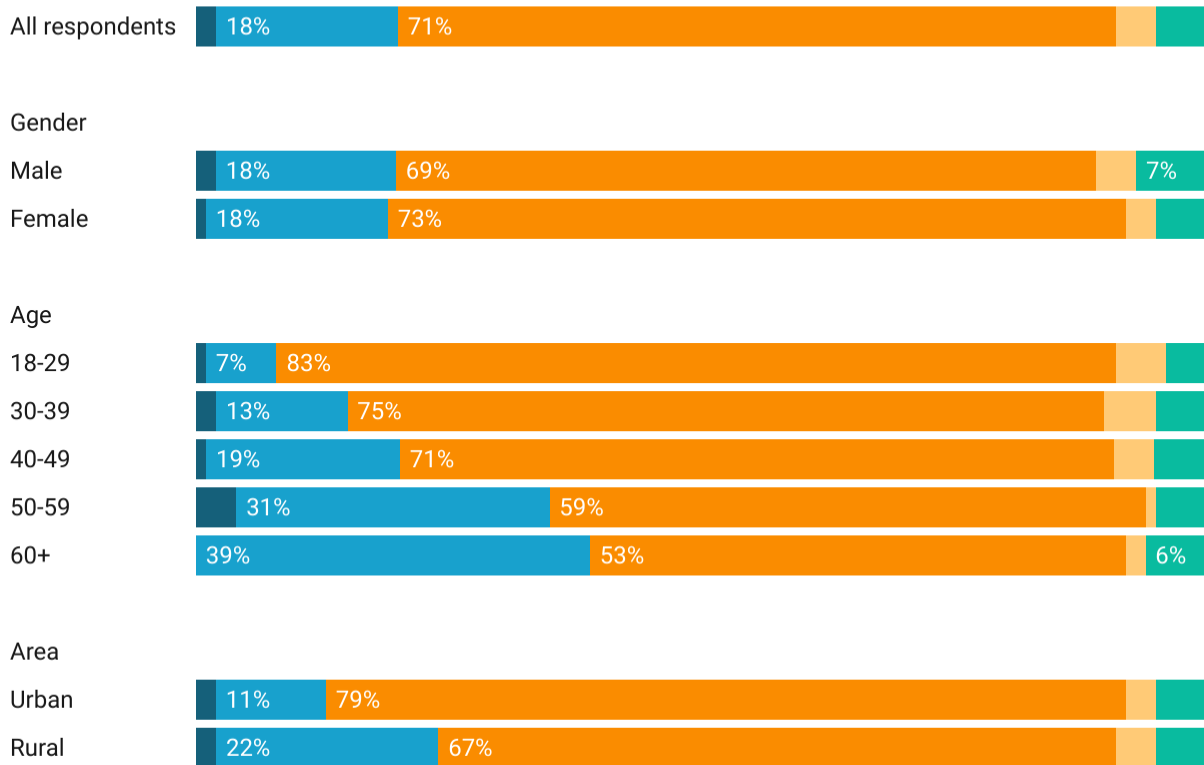
Created with Datawrapper

# MEDIA CONSUMPTION

## SECTION II

## What would you say is your main source of news about what is going on in our country?

Family, friends, or neighbors interested in news (vol.)    Our country's national television stations    Internet    None / Not interested in news (vol.)    Other



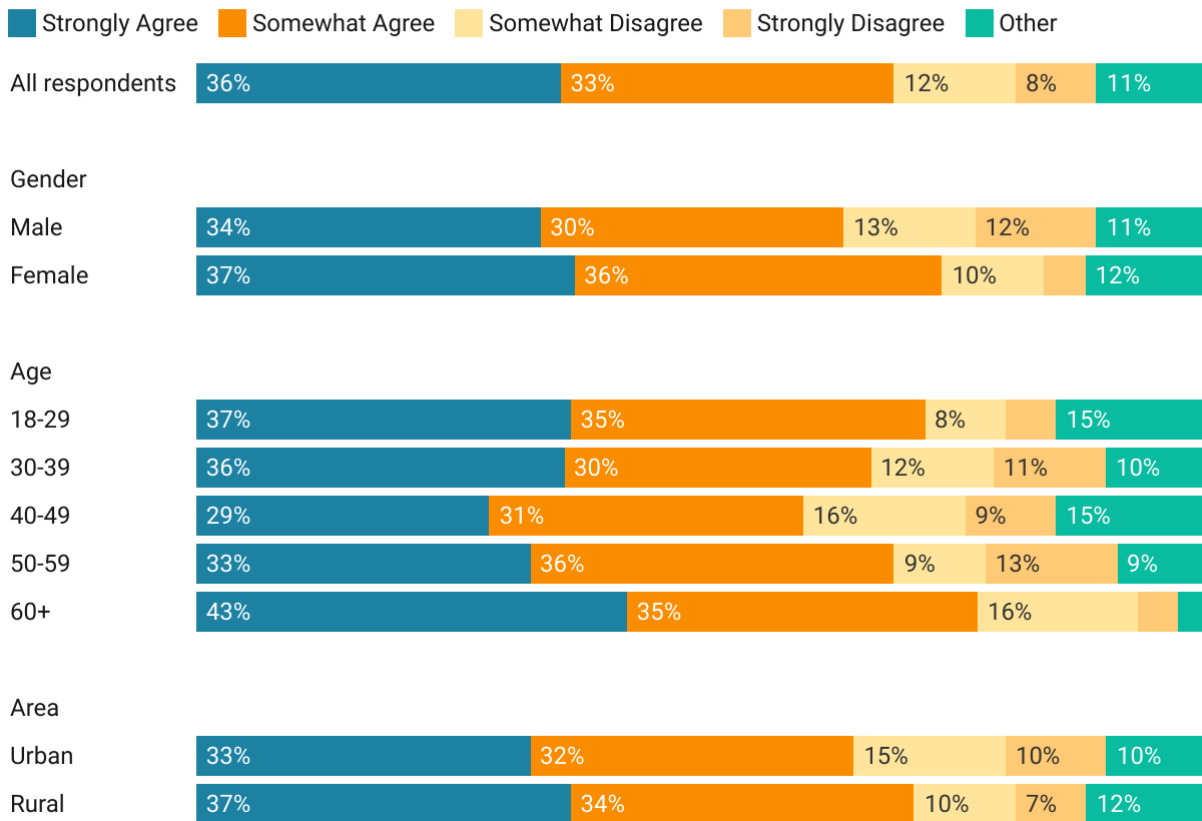
Created with Datawrapper



# ECONOMY AND FINANCE

## SECTION III

## Do you strongly agree, somewhat agree, somewhat disagree, or strongly disagree that joining the EEU has benefited our country's national economy?

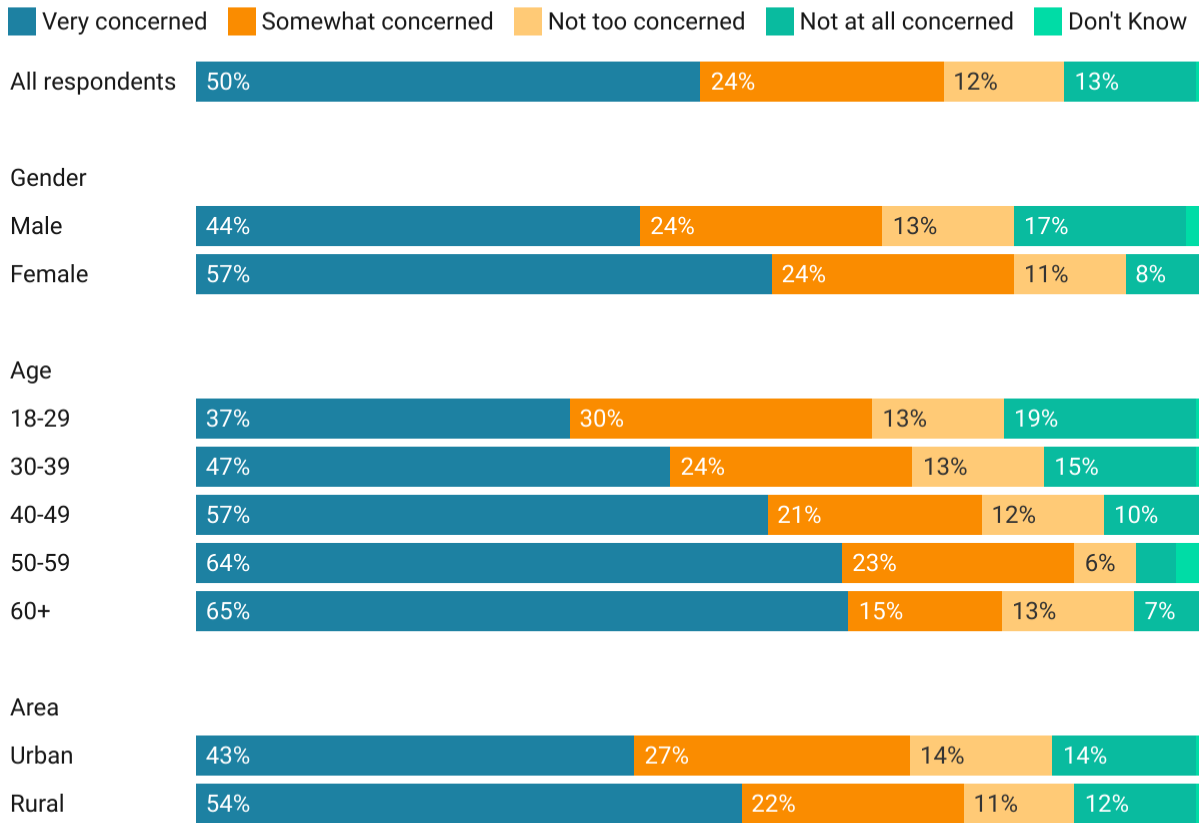


Created with Datawrapper

# PUBLIC HEALTH

## SECTION IV

## How concerned, if at all, are you about coronavirus in our country?



Created with Datawrapper

# DOMESTIC POLITICS

## SECTION V

## Do you strongly approve, approve somewhat, disapprove somewhat, or strongly disapprove of the job performance of Prime Minister Maripov?

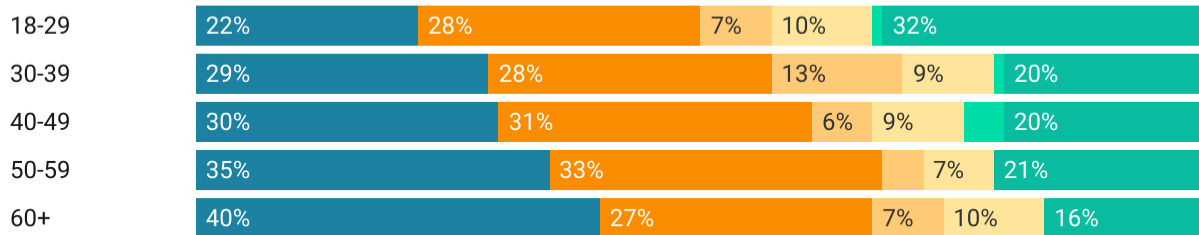
■ Strongly Approve (vol.) 
 ■ Approve Somewhat 
 ■ Disapprove Somewhat 
 ■ Strongly Disapprove 
 ■ Refused 
 ■ Don't Know (vol.)



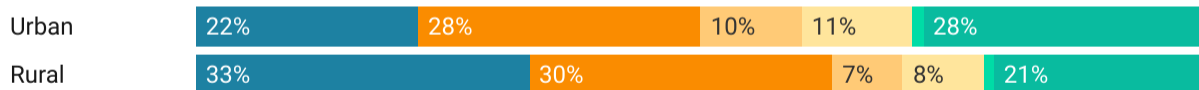
### Gender



### Age



### Area



Created with Datawrapper

# INTERNATIONAL RELATIONS

## SECTION VI

## Thinking about other countries, please tell me if you have a very favorable, somewhat favorable, somewhat unfavorable, or very unfavorable opinion of China

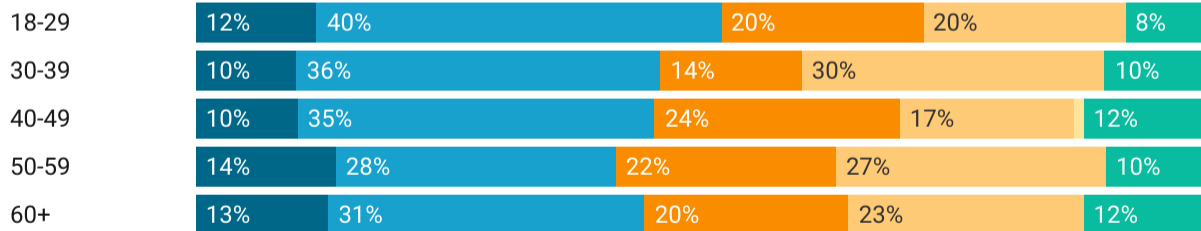
■ Very Favorable 
 ■ Somewhat Favorable 
 ■ Somewhat Unfavorable 
 ■ Very Unfavorable 
 ■ Refused 
 ■ Don't Know (vol.)



### Gender



### Age



### Area



Created with Datawrapper



# MIGRATION

## SECTION VII

## What would you say is the most attractive country for labor migration for our country's labor migrants?

■ Russia 
 ■ Turkey 
 ■ Europe (in general, no country specified) 
 ■ United States 
 ■ None / No country (vol.) 
 ■ Don't Know (vol.) 
 ■ Other



### Gender



### Age



### Area



Created with Datawrapper

# QUESTIONNAIRE

## Section I: GENERAL OUTLOOK

- Please, could you tell me whether you are satisfied with the access to clean water?
- Please, could you tell me whether you are satisfied with the access to food?
- Please, could you tell me whether you are satisfied with the access to housing?
- Please, could you tell me whether you are satisfied with the access to electricity?
- Please, could you tell me whether you are satisfied with the access to education?
- Please, could you tell me whether you are satisfied with the access to medical care?
- In general, would you say that things in our country are headed in the right direction or the wrong direction?

## Section II: MEDIA CONSUMPTION

- What would you say is your main source of news about what is going on in our country?
- What would you say is your main source of news about what is going on outside of Kyrgyzstan?
- In the last 6 months, please tell me how often you accessed the Internet via a phone
- Out of the following chat rooms or messengers, could you please tell me the one you use most often?
- Out of the following social media sites, could you please tell me the one you use most often?

## Section III: ECONOMY AND FINANCE

- Compared to a year ago, do you think finding a job have gotten better, stayed the same, or gotten worse?
- Compared to a year ago, do you think wages have gotten better, stayed the same, or gotten worse?
- Compared to a year ago, do you think corruption have gotten better, stayed the same, or gotten worse?
- Do you strongly agree, somewhat agree, somewhat disagree, or strongly disagree that joining the EEU has benefited our country's national economy?
- How would you compare the economic situation in our country today to twelve months ago? Is it much better, somewhat better, about the same, somewhat worse, or much worse?

- How would you compare your family's financial situation today to twelve months ago? Is it much better, somewhat better, about the same, somewhat worse, or much worse?
- Over the next year, do you think that the economic situation in our country will become much better, become somewhat better, stay about the same, become somewhat worse, or become much worse?
- Over the next year, do you think that you family's financial situation will become much better, become somewhat better, stay about the same, become somewhat worse, or become much worse?
- Would you say that you were very concerned, somewhat concerned, somewhat unconcerned, or very unconcerned with high prices in our country?

#### **Section IV: PUBLIC HEALTH**

- How concerned, if at all, are you about coronavirus in our country?
- How confident, if at all, are you that our country has the necessary resources to handle coronavirus?
- If you were offered a vaccine to prevent COVID-19 today, would you get it?

#### **Section V: DOMESTIC POLITICS**

- Do you strongly approve, approve somewhat, disapprove somewhat, or strongly disapprove of the job performance of Prime Minister Maripov?
- If national legislative elections were held this Sunday, for which political party would you be most likely to vote?
- What is your general attitude toward new president, Sadyr Japarov? Is it very positive, somewhat positive, somewhat negative, or very negative?
- Do you think constitutional changes that will redistribute political power from Parliament to the President is a very positive, somewhat positive, somewhat negative, or very negative change for Kyrgyzstan?

#### **Section VI: INTERNATIONAL RELATIONS**

- Thinking about other countries, please tell me if you have a very favorable, somewhat favorable, somewhat unfavorable, or very unfavorable opinion of China
- Thinking about other countries, please tell me if you have a very favorable, somewhat favorable, somewhat unfavorable, or very unfavorable opinion of Russia
- Thinking about other countries, please tell me if you have a very favorable, somewhat favorable, somewhat unfavorable, or very unfavorable opinion of United States

- Thinking about other countries, please tell me if you have a very favorable, somewhat favorable, somewhat unfavorable, or very unfavorable opinion of Iran
- Which country would you prefer to have economic ties to?
- Which country would you prefer to have security ties to?
- Please tell me if you strongly support, somewhat support, somewhat oppose, or strongly oppose the following: China developing energy and infrastructure projects in our country
- Please tell me if you strongly support, somewhat support, somewhat oppose, or strongly oppose the following: China bringing in Chinese workers for energy and infrastructure projects in our country
- Please tell me if you strongly support, somewhat support, somewhat oppose, or strongly oppose the following: Chinese technology being used in our country
- How much confidence do you have that China's investment in our country will create jobs in our country for our citizens? Would you say a great deal of confidence, some confidence, not very much confidence, or no confidence at all?
- How much confidence do you have that China's investment in our country will improve energy and infrastructure in our country? Would you say a great deal of confidence, some confidence, not very much confidence, or no confidence at all?
- How concerned, if at all, are you that Chinese development projects could lead to an increase of national debt with China?
- How concerned, if at all, are you that our country's economic relationship with China could harm our country's economic relationship with Russia?
- How concerned, if at all, are you that Chinese buyers want to purchase land in our country?
- How concerned, if at all, are you about the treatment of our country's labor migrants in other countries?
- How concerned, if at all, are you about the amount of influence Russia has in our country?
- How concerned, if at all, are you about the treatment of Muslims in China?
- How concerned, if at all, are you about the treatment of ethnic Uighurs in China?
- How concerned, if at all, are you about human rights in China?
- How much attention are you paying to the situation in Afghanistan?
- How concerned, if at all, are you about the possible deterioration of the situation in Afghanistan following the departure of U.S. troops?
- Do you have a very favorable, somewhat favorable, somewhat unfavorable, or very unfavorable view of the Taliban in Afghanistan?
- In your opinion, what negative consequences for our country may arise from the situation in Afghanistan? First mention
- In your opinion, what negative consequences for our country may arise from the situation in Afghanistan? Second mention
- In your opinion, what negative consequences for our country may arise from the situation in Afghanistan? Third mention
- Would you strongly support, somewhat support, somewhat oppose, or strongly oppose allowing refugees from Afghanistan settle in our country?

- What is your main reason for opposing refugees from Afghanistan to settle in our country?
- Do you strongly agree, somewhat agree, somewhat disagree, or strongly disagree that our country has the resources to accommodate refugees from Afghanistan?
- Do you strongly agree, somewhat agree, somewhat disagree, or strongly disagree with the following statement: The situation in Afghanistan increases the risk for violence in our country?
- Please tell me if you strongly support, somewhat support, somewhat oppose, or strongly oppose the presence of...US military bases in our country
- Please tell me if you strongly support, somewhat support, somewhat oppose, or strongly oppose the presence of...Russian military bases in our country
- Please tell me if you strongly support, somewhat support, somewhat oppose, or strongly oppose the presence of...Chinese military bases in our country
- Besides our own country, which additional country or countries, if any, would you most trust to support our efforts in keeping our country safe from terrorism? First mention
- Besides our own country, which additional country or countries, if any, would you most trust to support our efforts in keeping our country safe from terrorism? Second mention
- Besides our own country, which additional country or countries, if any, would you most trust to support our efforts in keeping our country safe from terrorism? Third mention
- How confident are you that Russia can help our country fight terrorism?

## **Section VII: MIGRATION**

- What would you say is the most attractive country for labor migration for our country's labor migrants?
- Do you strongly agree, somewhat agree, somewhat disagree, or strongly disagree that there are better employment opportunities in other countries?
- How important do you believe remittances are to our country's economy?
- How important are remittances to your family's personal financial situation?

### **Contacts**

Please, send us a message to [info@ca-barometer.org](mailto:info@ca-barometer.org) for any queries about the CABS report.

More information about us: <https://ca-barometer.org/en>

