

Public Perception of Turkey in Central Asia

Tlegen Kuandykov, Communications Officer of CAB

June 23

CAB SURVEY

- Since 2017 across ALL Central Asia
- Twice a year: Fall and Spring
- 12 Waves + ongoing Wave 13
- Sample sizes of 1500 - 2000
- TAPI and CATI methods
- 70% Core & 30% New Questions



WHAT DO WE ASK?

1 General attitude towards Turkey

2 Perception of Turkey's attitude towards the respondent's country

3 Consumption of news/entertainment material from Turkey

4 More specific: Turkish movies, news, sport, soap operas



CAB Survey

SRS of telephone numbers (CATI),
stratification and cluster sampling
(TAPI)

Sample Size: ~1500
MoE: $\pm 2,53\%$

Data Collection Mode: CATI
& TAPI

Fieldwork:
Nov-Dec/May-June

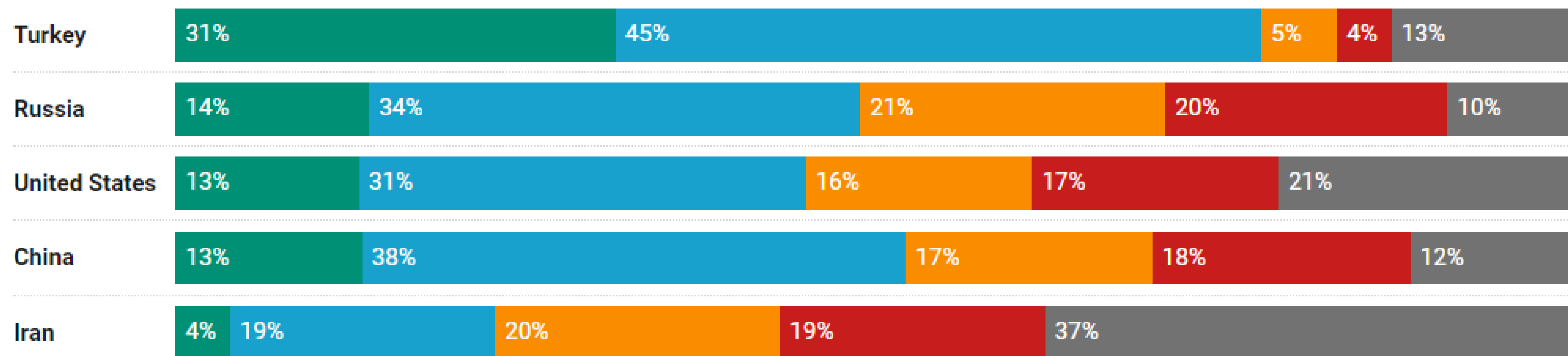
METHODOLOGY



Kazakhstan: Thinking about other countries, please tell me if you have a very favorable, somewhat favorable, somewhat unfavorable, or very unfavorable opinion of...[COUNTRY]

Fieldwork Dates: November-December 2022

Very Favorable Somewhat Favorable Somewhat Unfavorable Very Unfavorable Don't Know

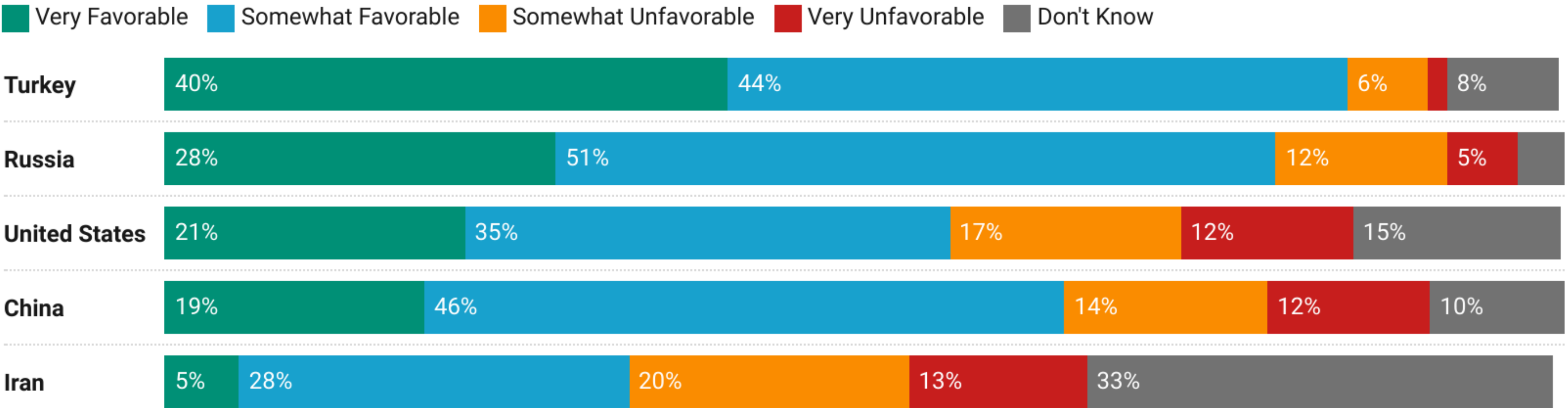


Sample size:~1500; MoE: ±2,53%; Method: Phone survey

Source: Centrak Asia Barometer • [Get the data](#) • [Embed](#) • [Download image](#) • Created with [Datawrapper](#)

Kyrgyzstan: Thinking about other countries, please tell me if you have a very favorable, somewhat favorable, somewhat unfavorable, or very unfavorable opinion of...[COUNTRY]

Fieldwork Dates: November-December 2022

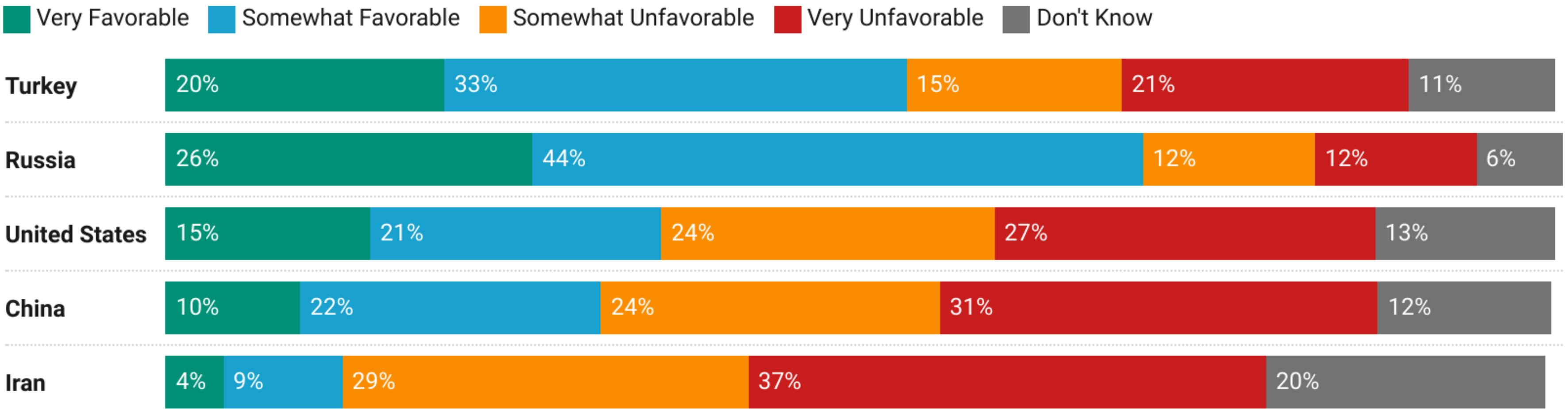


Sample size:~1500; MoE: ±2,53%; Method: Phone survey
Source: Centrak Asia Barometer • Created with Datawrapper



Uzbekistan: Thinking about other countries, please tell me if you have a very favorable, somewhat favorable, somewhat unfavorable, or very unfavorable opinion of...[COUNTRY]

Fieldwork Dates: November-December 2022

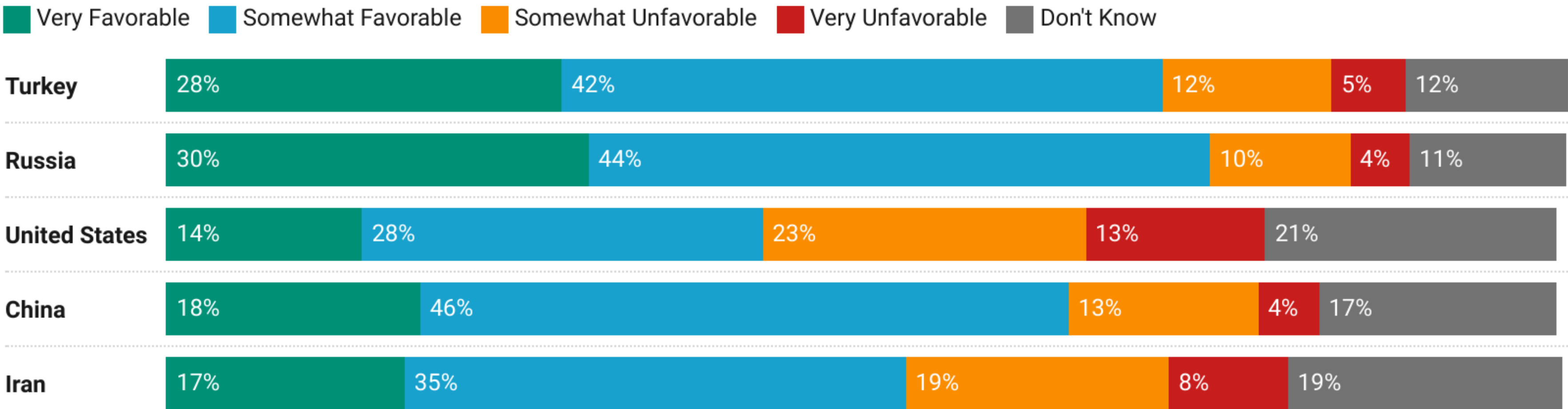


Sample size:~1500; MoE: ±2,53%; Method: Phone survey

Source: Centrak Asia Barometer • Created with Datawrapper

Turkmenistan: Thinking about other countries, please tell me if you have a very favorable, somewhat favorable, somewhat unfavorable, or very unfavorable opinion of...[COUNTRY]

Fieldwork Dates: November-December 2022



Sample size:~1500; MoE: ±2,53%; Method: Phone survey

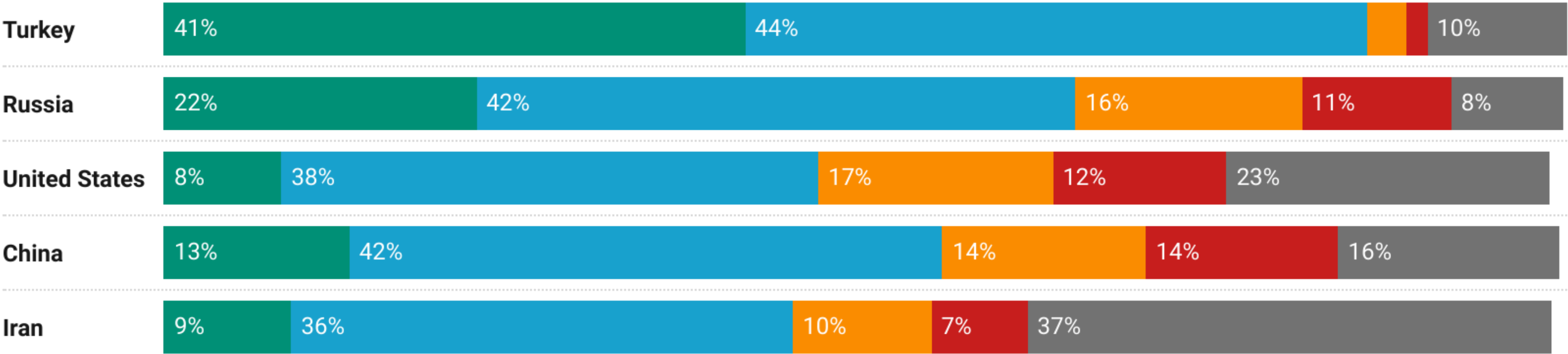
Source: Centrak Asia Barometer • Created with Datawrapper



Kazakhstan: Would you say that [COUNTRY] is very friendly, somewhat friendly, somewhat unfriendly, or very unfriendly toward our country?

Fieldwork Dates: November-December 2022

Very Friendly Somewhat Friendly Somewhat Unfriendly Very Unfriendly Don't Know

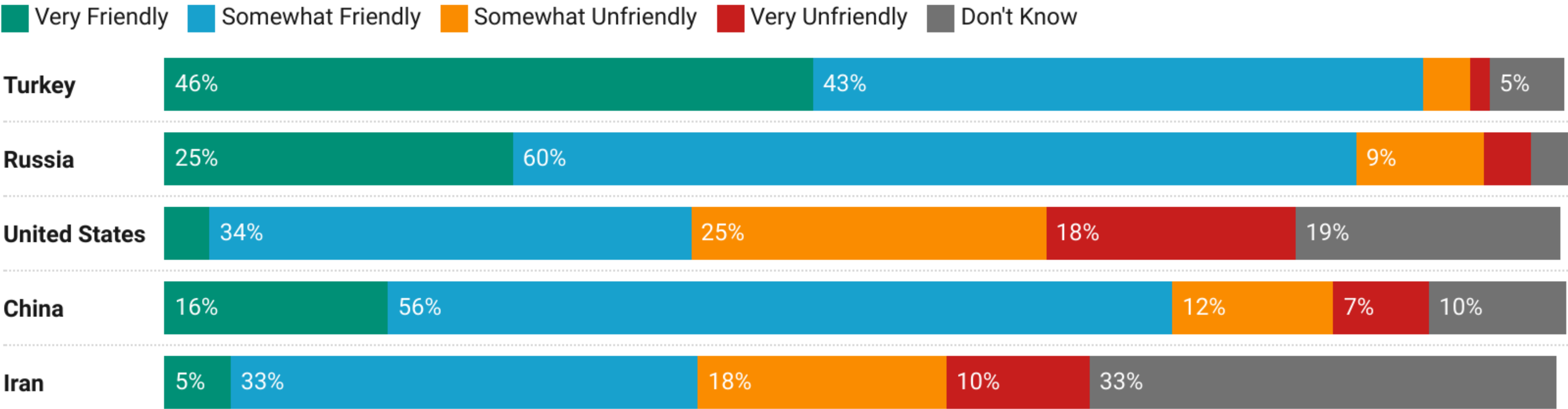


Sample size:~1500; MoE: ±2,53%; Method: Phone survey
Source: Centrak Asia Barometer • Created with Datawrapper



Kyrgyzstan: Would you say that [COUNTRY] is very friendly, somewhat friendly, somewhat unfriendly, or very unfriendly toward our country?

Fieldwork Dates: November-December 2022



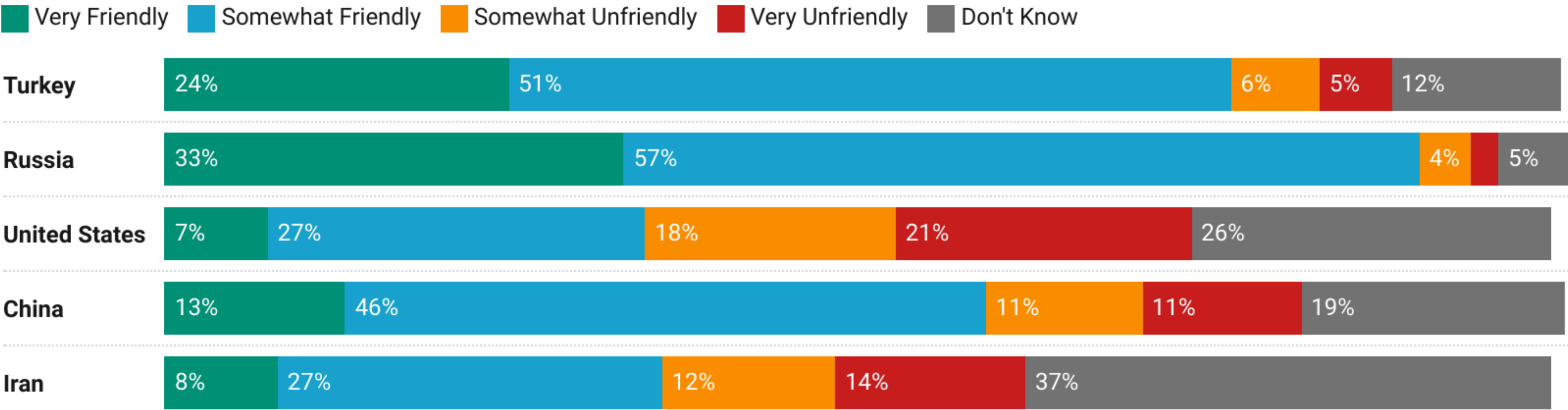
Sample size:~1500; MoE: ±2,53%; Method: Phone survey

Source: Centrak Asia Barometer • Created with Datawrapper



Uzbekistan: Would you say that [COUNTRY] is very friendly, somewhat friendly, somewhat unfriendly, or very unfriendly toward our country?

Fieldwork Dates: November-December 2022



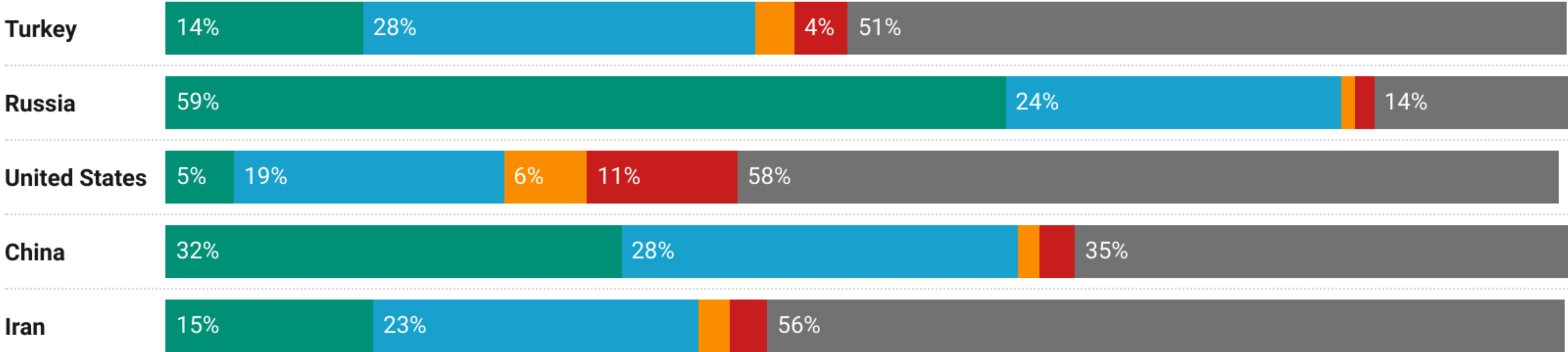
Sample size:~1500; MoE: ±2,53%; Method: Phone survey

Source: Centrak Asia Barometer • Created with Datawrapper

Tajikistan: Would you say that [COUNTRY] is very friendly, somewhat friendly, somewhat unfriendly, or very unfriendly toward our country?

Fieldwork Dates: November-December 2022

Very Friendly Somewhat Friendly Somewhat Unfriendly Very Unfriendly Don't Know



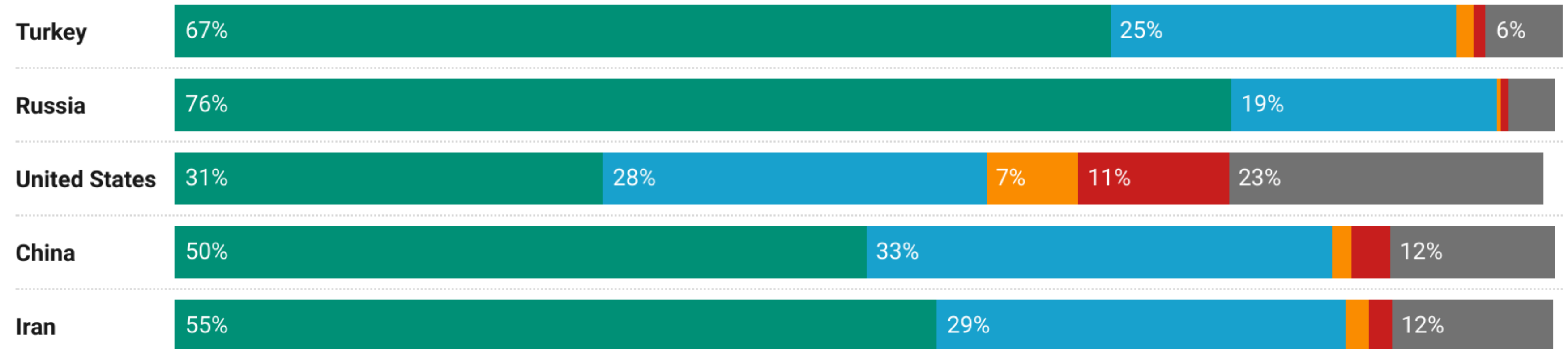
Sample size:~1500; MoE: ±2,53%; Method: Phone survey

Source: Centrak Asia Barometer • Created with Datawrapper

Turkmenistan: Would you say that [COUNTRY] is very friendly, somewhat friendly, somewhat unfriendly, or very unfriendly toward our country?

Fieldwork Dates: November-December 2022

Very Friendly Somewhat Friendly Somewhat Unfriendly Very Unfriendly Don't Know



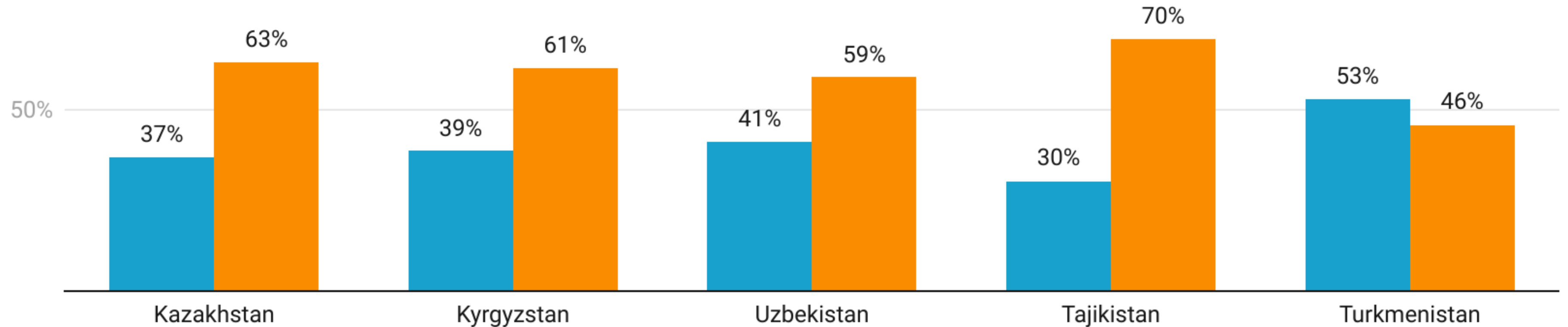
Sample size: ~1500; MoE: $\pm 2.53\%$; Method: Phone survey

Source: Centrak Asia Barometer • Created with Datawrapper

Now I am going to name some countries for each one, can you please let me know if you watch news and/or entertainment from that country? Turkey

Fieldwork Dates: November-December 2022

Yes No



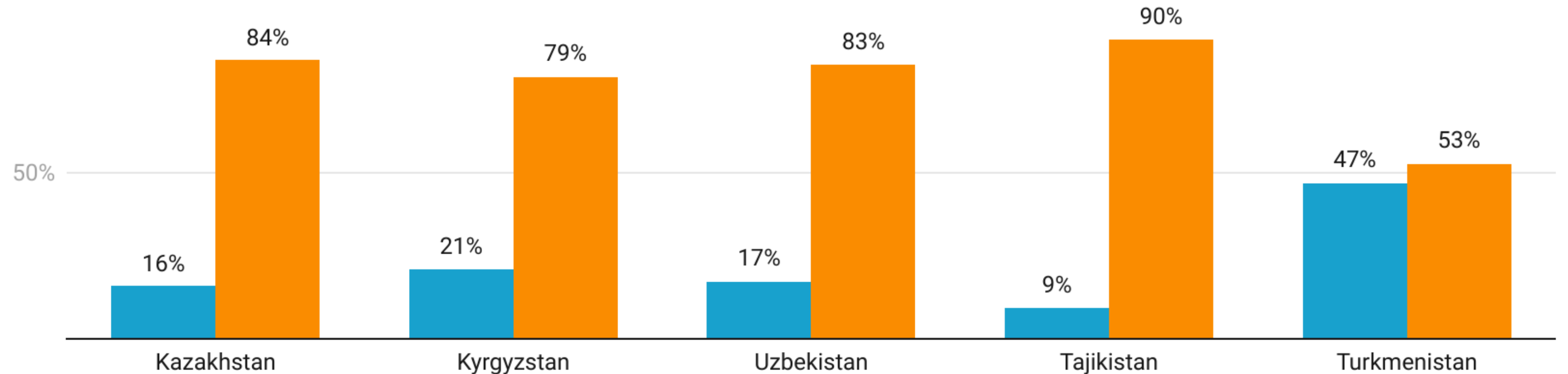
Sample size: ~1500; MoE: $\pm 2.53\%$; Method: Phone survey

Source: Central Asia Barometer Survey Wave 12 • Created with Datawrapper

Do you watch the following at least occasionally: Turkish News

Fieldwork Dates: November-December 2022

Yes No



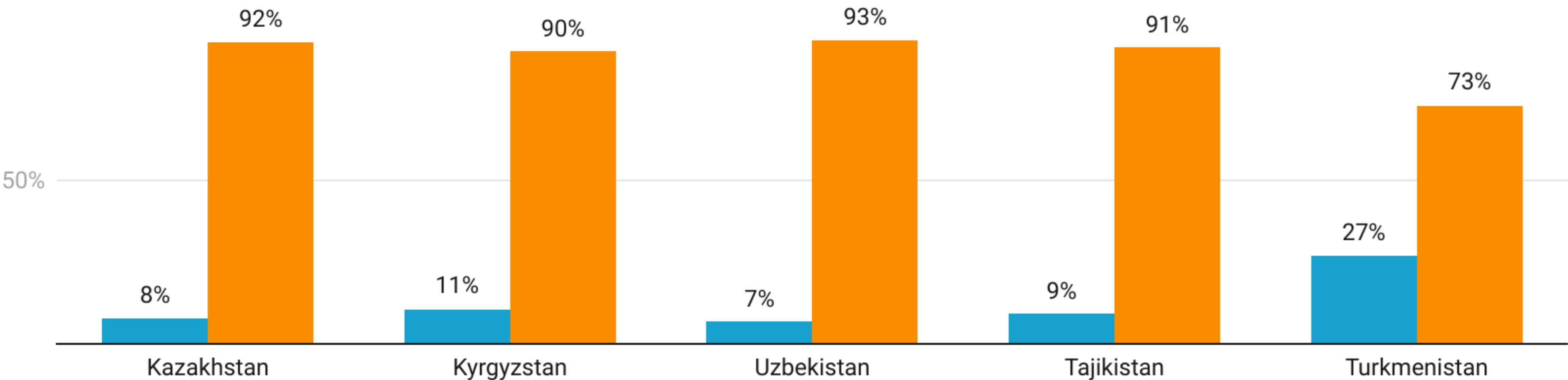
Sample size: ~1500; MoE: $\pm 2.53\%$; Method: Phone survey

Source: Central Asia Barometer Survey Wave 12 • Created with Datawrapper

Do you watch the following at least occasionally: Turkish Sports

Fieldwork Dates: November-December 2022

Yes No

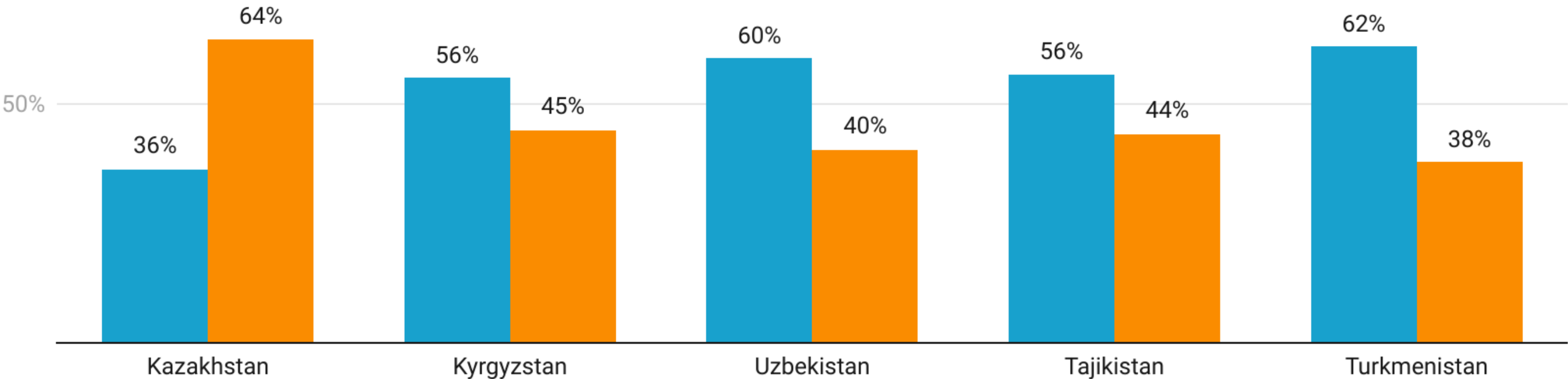


Sample size:~1500; MoE: ±2,53%; Method: Phone survey
Source: Central Asia Barometer Survey Wave 12 • Created with Datawrapper

Do you watch the following at least occasionally: Turkish Movies

Fieldwork Dates: November-December 2022

Yes No



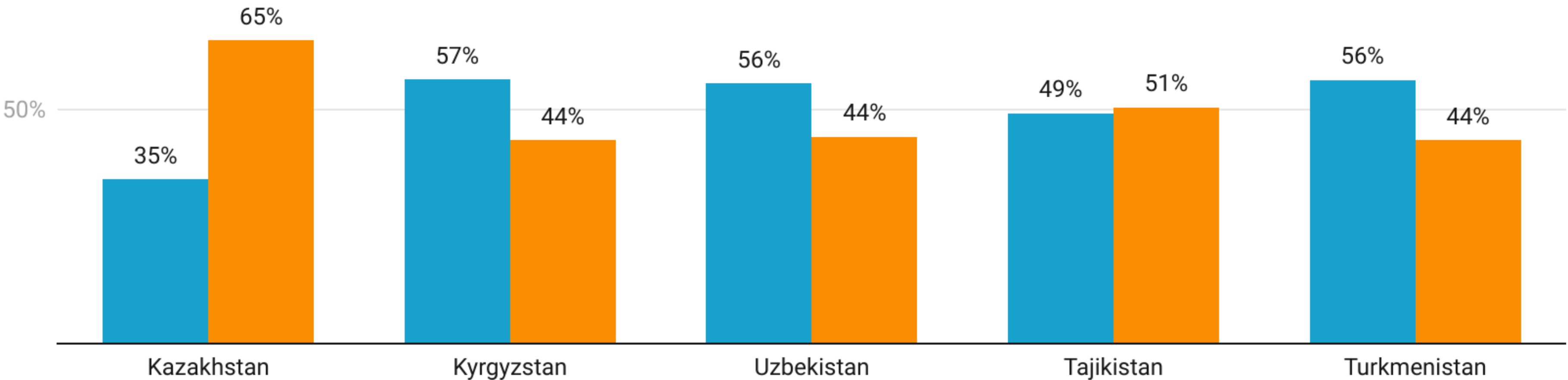
Sample size:~1500; MoE: ±2,53%; Method: Phone survey
Source: Central Asia Barometer Survey Wave 12 • Created with Datawrapper



Do you watch the following at least occasionally: Turkish Soap Operas

Fieldwork Dates: November-December 2022

Yes No

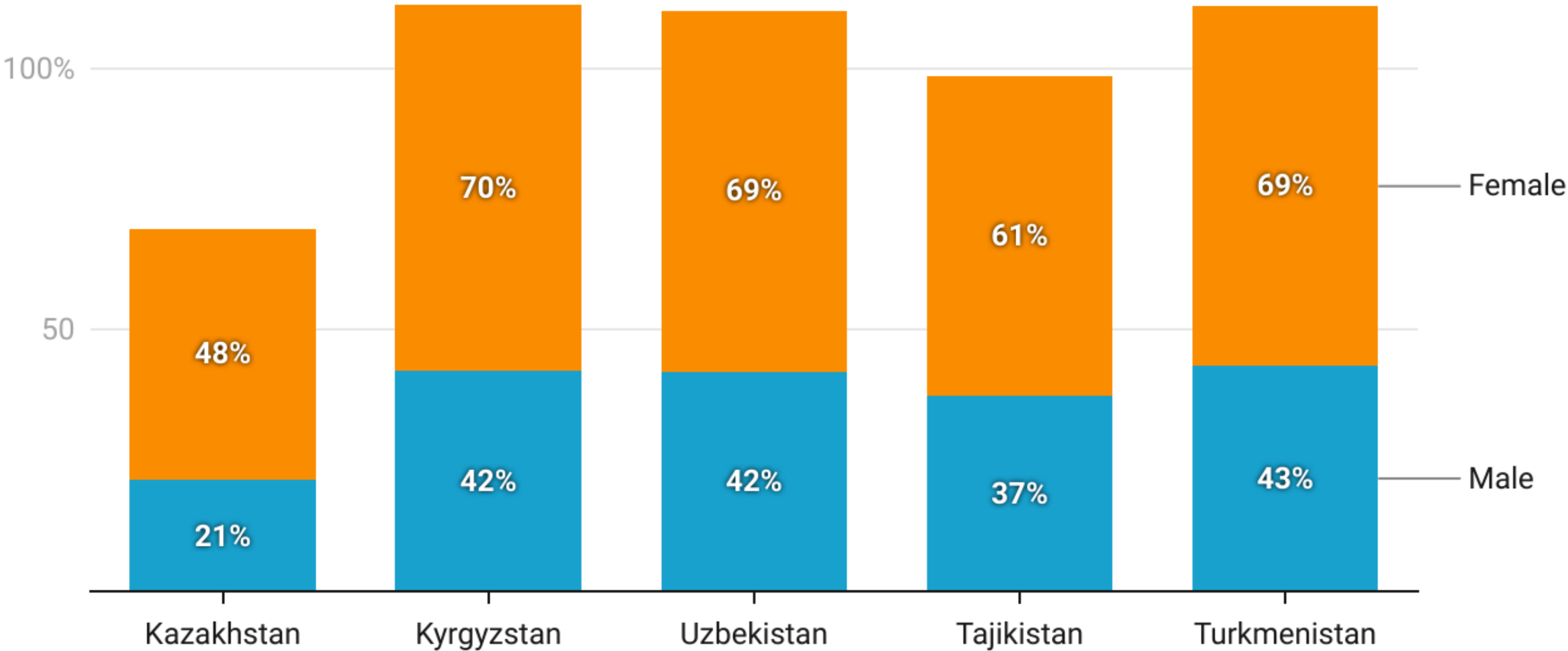


Sample size:~1500; MoE: ±2,53%; Method: Phone survey

Source: Central Asia Barometer Survey Wave 12 • Created with Datawrapper

Crossed by Gender: Turkish Soap Operas

Fieldwork Dates: November-December 2022

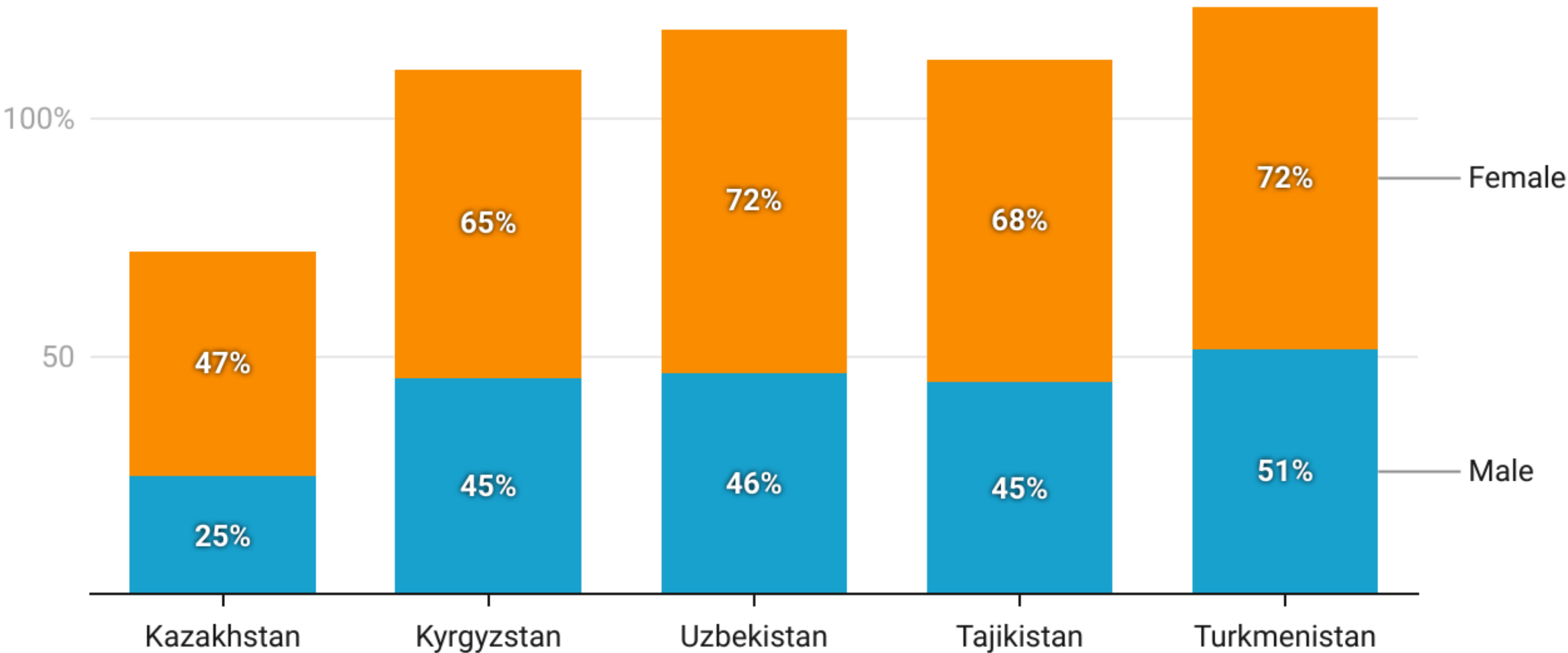


Sample size:~1500; MoE: $\pm 2,53\%$; Method: Phone survey

Source: Central Asia Barometer Survey Wave 12 • Created with Datawrapper

Crossed by Gender: Turkish Movies

Fieldwork Dates: November-December 2022



Sample size:~1500; MoE: ±2,53%; Method: Phone survey

Source: Central Asia Barometer Survey Wave 12 • Created with Datawrapper

- Turkey is the **FIRST** most favored country in Kazakhstan and Kyrgyzstan, **SECOND** (*after Russia*) in Uzbekistan and Turkmenistan, compared to Russia, the US, China and Iran
- 85-90% of respondent in Kazakhstan, Kyrgyzstan, Turkemnistan note Turkey's friendly attitude towards their countries. In Uzbekistan this number is 75%, in Tajikistan 40% (50% "don't know")
- Central Asians widely consume media content from Turkey, mainly films and soap operas (the main audience of which are female respondents), while news and sports are not so popular
- Friendly attitudes towards Turkey in Central Asia can be explained by a variety of factors, of which media consumption hardly has a strong explanatory power (more research is needed)

CENTRAL ASIA
BAROMETER



info@ca-barometer.org

ca-barometer.org

